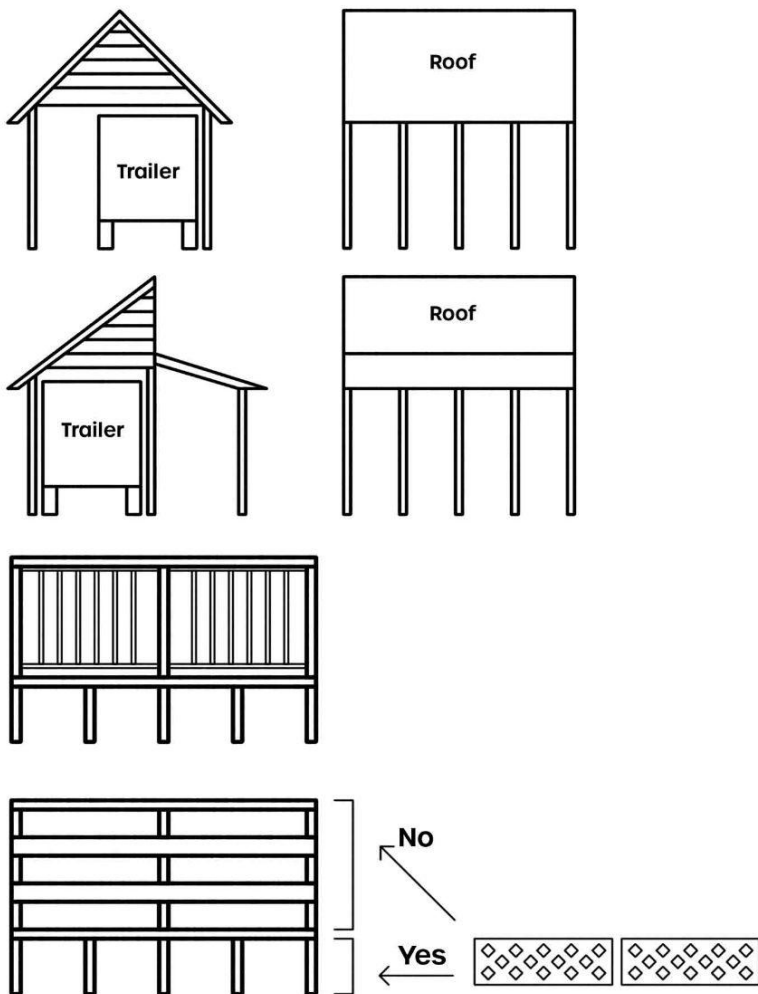


Campground Rules & Regulations

Building Rules

1. Main Structure Shed & Deck



Structure & Deck

Materials (stud, rafter, beam, Joist, deck board): treated woods

Colors: Gray or nature wood colors



Roof

Materials: metal or shingles

Colors: Dark gray, charcoal gray, slate gray



Charcoal gray

Slate gray

Main Structure Height: allow trailer to move out without damaging the structure

Don't Do

No permanent metal structure

No siding allowed

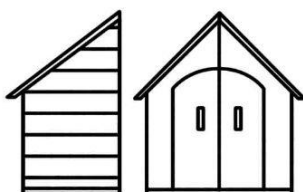
No plastic sheeting (tarps, drops, cloth) (except Off Season time)

No spider antenna (Only disk, box style that is < 2fts)

No fence

No lattice other than deck footing

2. Storage Shed



Materials: Treated woods or plastic assembly set.

Colors: Tan, gray, nature wood

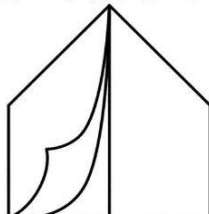
Size Limitation:

≤ 100 s.f. (10'x10')

Don't Do

No metal storage shed

3. Boat Shed



Materials:

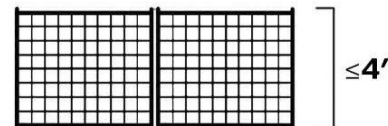
Canopy shelter set (metal frames with canopy cover) check Shelterlogic®

Colors: Tan, gray, or white

Don't Do

No permanent metal structure

4. Pet Kennel



Materials:

Quality Heavy Duty Steel Check Master Paws® at Menards

Colors: Black Only

Size Limitation:

≤ 4 fts. in Height

≤ 225 s.f. (15'x15')

≤ 15 fts. to the road

Don't Do

Chain-Link, Low quality kennel.